INSTRUCTION

Vienna Bookstore

21324



Scan the QR code or go to www.ideas.lego.com to download the instructions for this and other LEGO® sets, and tips & tricks from fans.

Please for reference only. Please take out accessories before assembly.

Assembly tips



Tips of assembling

1. Sort the accessories in the instruction in advance to withdraw.
2. Before assembling, please read the instruction carefully. It can ensure self-preservation.
3. Do not bend and pinch the double-sided tape repeatedly, considering its initial tack.
4. Please keep the instruction properly for future reading.

Part number illustration



Mini figure accessories are not shown in the instruction, and compare it with the part number and color number in the packing bag for needed, please contact us.

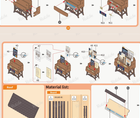
Key Points

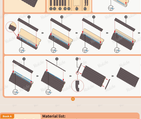


Stickers required



















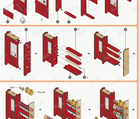






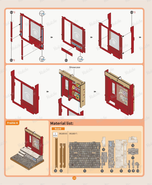




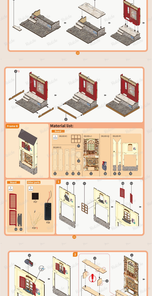




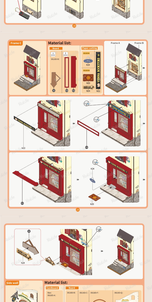





Material list:
Material list:




Material list:


Material list:


Material list:


Material list:


Material list:


Material list:


Material list:



Material list: