INSTRUCTION

Sunlit Farmhouse Kitchen

Model 6



Pictures for reference only. Please subject to real working pictures.

Scan the QR code or go to Customizable.robotlive.com to discover DIY ideas, quick tips & Win free kits

Assembly tips













Tools Supplied Notice: Please take precautions when using glued parts.

Tools included:



Self-preparation:



Assembly tips

Where's instruction



Use of assembling

1. All the dimension in the mall picture is shown in millimeter.
2. Only the tool icon appears in the assembly step.
3. Glue dry time: 24 hours (please refer to the glue).
4. Glue dry time: 24 hours (please refer to the glue).

please add proper quick drying adhesive if needed.

Tool Icon Illustration

Refer to the tool legend to search, find the pieces, and compare the pieces with the pictures in the assembly steps.

Only for wooden pieces marked with



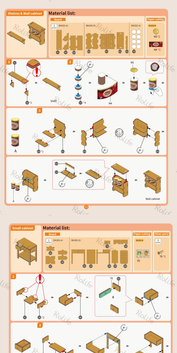
Part Size Illustration

1. Compare part bags with the part list before assembling to check the number of parts.
2. Find the part when referring to the part number in the part list, and then find the part in the illustration to ensure it is right before assembling.






Part No.
Material
Quantity
Remarks
A
Wood
1
B
Wood
1
C
Wood
1
D
Wood
1
E
Wood
1
F
Wood
1
G
Wood
1
H
Wood
1
I
Wood
1
J
Wood
1
K
Wood
1
L
Wood
1
M
Wood
1
N
Wood
1
O
Wood
1
P
Wood
1
Q
Wood
1
R
Wood
1
S
Wood
1
T
Wood
1
U
Wood
1
V
Wood
1
W
Wood
1
X
Wood
1
Y
Wood
1
Z
Wood
1
AA
Wood
1
AB
Wood
1
AC
Wood
1
AD
Wood
1
AE
Wood
1
AF
Wood
1
AG
Wood
1
AH
Wood
1
AI
Wood
1
AJ
Wood
1
AK
Wood
1
AL
Wood
1
AM
Wood
1
AN
Wood
1
AO
Wood
1
AP
Wood
1
AQ
Wood
1
AR
Wood
1
AS
Wood
1
AT
Wood
1
AU
Wood
1
AV
Wood
1
AW
Wood
1
AX
Wood
1
AY
Wood
1
AZ
Wood
1
BA
Wood
1
BB
Wood
1
BC
Wood
1
BD
Wood
1
BE
Wood
1
BF
Wood
1
BG
Wood
1
BH
Wood
1
BI
Wood
1
BJ
Wood
1
BK
Wood
1
BL
Wood
1
BM
Wood
1
BN
Wood
1
BO
Wood
1
BP
Wood
1
BQ
Wood
1
BR
Wood
1
BS
Wood
1
BT
Wood
1
BU
Wood
1
BV
Wood
1
BW
Wood
1
BX
Wood
1
BY
Wood
1
BZ
Wood
1
CA
Wood
1
CB
Wood
1
CC
Wood
1
CD
Wood
1
CE
Wood
1
CF
Wood
1
CG
Wood
1
CH
Wood
1
CI
Wood
1
CJ
Wood
1
CK
Wood
1
CL
Wood
1
CM
Wood
1
CN
Wood
1
CO
Wood
1
CP
Wood
1
CQ
Wood
1
CR
Wood
1
CS
Wood
1
CT
Wood
1
CU
Wood
1
CV
Wood
1
CW
Wood
1
CX
Wood
1
CY
Wood
1
CZ
Wood
1
DA
Wood
1
DB
Wood
1
DC
Wood
1
DD
Wood
1
DE
Wood
1
DF
Wood
1
DG
Wood
1
DH
Wood
1
DI
Wood
1
DJ
Wood
1
DK
Wood
1
DL
Wood
1
DM
Wood
1
DN
Wood
1
DO
Wood
1
DP
Wood
1
DQ
Wood
1
DR
Wood
1
DS
Wood
1
DT
Wood
1
DU
Wood
1
DV
Wood
1
DW
Wood
1
DX
Wood
1
DY
Wood
1
DZ
Wood
1
EA
Wood
1
EB
Wood
1
EC
Wood
1
ED
Wood
1
EE
Wood
1
EF
Wood
1
EG
Wood
1
EH
Wood
1
EI
Wood
1
EJ
Wood
1
EK
Wood
1
EL
Wood
1
EM
Wood
1
EN
Wood
1
EO
Wood
1
EP
Wood
1
EQ
Wood
1
ER
Wood
1
ES
Wood
1
ET
Wood
1
EU
Wood
1
EV
Wood
1
EW
Wood
1
EX
Wood
1
EY
Wood
1
EZ
Wood
1
FA
Wood
1
FB
Wood
1
FC
Wood
1
FD
Wood
1
FE
Wood
1
FF
Wood
1
FG
Wood
1
FH
Wood
1
FI
Wood
1
FJ
Wood
1
FK
Wood
1
FL
Wood
1
FM
Wood
1
FN
Wood
1
FO
Wood
1
FP
Wood
1
FQ
Wood
1
FR
Wood
1
FS
Wood
1
FT
Wood
1
FU
Wood
1
FV
Wood
1
FW
Wood
1
FX
Wood
1
FY
Wood
1
FZ
Wood
1
GA
Wood
1
GB
Wood
1
GC
Wood
1
GD
Wood
1
GE
Wood
1
GF
Wood
1
GG
Wood
1
GH
Wood
1
GI
Wood
1
GJ
Wood
1
GK
Wood
1
GL
Wood
1
GM
Wood
1
GN
Wood
1
GO
Wood
1
GP
Wood
1
GQ
Wood
1
GR
Wood
1
GS
Wood
1
GT
Wood
1
GU
Wood
1
GV
Wood

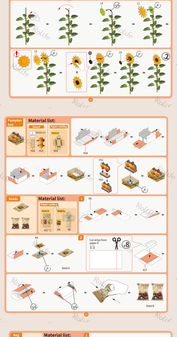

Cabinets & shelf cabinet
Material list:
Wood
Wood
Wood

Fence 1 & 2

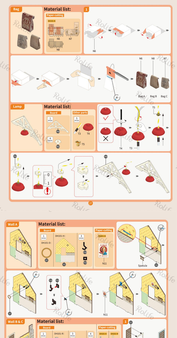
Material list:



Fence 3



Fence 4

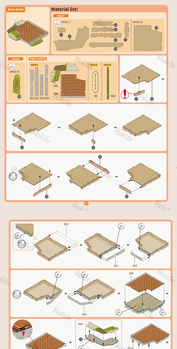


Fence 5



Roof Panel

Material list:



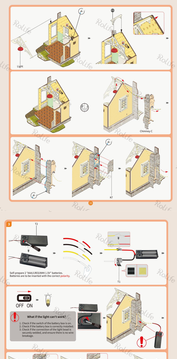
Flower

Material list:



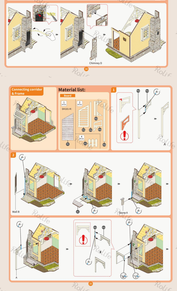
Bag

Material list:



Lamp

Material list:



Wall 1

Material list:

Wall 2 & 3

Material list:

Skylight

Material list:

Chair

Material list:

Base Unit

Material list:

Base Unit

Material list:

Wall Unit

Material list:

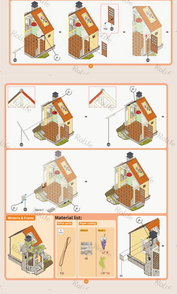
Wall Unit

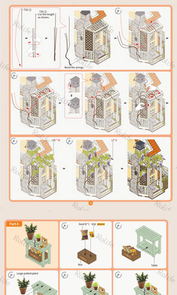
Material list:
























Rolife

