


*The actual product is determined by the product.

Assembly Tips



01 Notice

⚠ WARNING

- Not suitable for children under 36 months old.
- To ensure proper use, be sure to read this instruction manual carefully before assembling and using the product.
- Please keep this instruction manual for future reference.
- Please remove all packaging materials and dispose of them properly.
- Choose a flat location to assemble and operate the product.
- Please assemble the product according to the steps in the instruction manual. Do not assemble in the wrong order.
- Please use the tools provided in the package to assemble the product.
- Do not connect the mains to the wrong voltage.
- Please disconnect the power supply when the abnormal phenomenon occurs or when not in use.
- Please clean the product regularly to prevent dust from affecting the appearance and service life.
- Please do not disassemble, repair, or modify the product without permission.
- Please do not use chemical solvents or corrosive liquids to clean the product.

02 Tools



03 Switch box instructions >>



04 Fake cable instructions >>

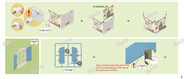


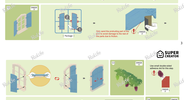
05 Assembly steps






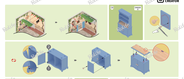






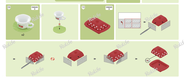














06 Add some small bricks































